

RUIDE

TOTAL STATION



RCS
with **UltraPlumb**

SPECIFICATION

TELESCOPIC

Length	154mm
Diameter	Telescope: 45mm; EDM: 50mm
Magnification	30x
Image	Erect
Field of View	1°30'
Resolving Power	3"
Mini.Focus	1.5m

DISTANCE

Single Prism Range	5000m
Accuracy	±(2mm+2ppm*D) m.s.e
Non-Prism Range	600m
Accuracy	±(3mm+2ppm*D) m.s.e
Measuring Time	Fine: 0.3s; Normal: 0.2s
Meteorologic Correction	ATMOSense Auto
Prism Constant	Correction Manual
Quick Meas Button	Yes

ANGLE

Accuracy	2"
Method	Absolute Encoding
Detection System	H: Dual; V: Dual
Mini. Reading	1°/5"/10"
Diameter of Circle	79mm
Vertical Angle 0°	Zenith: 0°; Horizontal: 0°
Unit	360°/400gon/6400mil

DISPLAY

Display Unit	Graphic, 640*320 color touch LCD
No. of Displays	2
Keyboard	Alphanumeric

UltraPlumb

Working Range	0.6-2.0m
Minimum Reading	1mm
Accuracy	±3mm

TILT CORRECTION

Tilt Sensor	Dual Axis
Method	Liquid Electric
Range	6'
Resolution	1"

LEVEL

Plate Level	30"/2mm
Circular Level	8'/2mm

DATA INTERFACE





Internal Memory	16,000 points
Date Interface	USB2.0
Wireless	Bluetooth 2.1 *1



GENERAL

Guide Light	Yes
Q-Meas Button	Yes
Weight	5.4kg
Dimension Working	353 (H) * 206 (L) * 200 (W) mm
Temperature Battery	-20°C to 50°C
Type Water & Dust	Rechargeable Li-on Battery, 7.4V, 3000mAh
Proof Working	IP65
Duration	12 hours

*1. Not available on RCS Lite



 7F, Sicheng Road, Guangzhou 510663, China
 +86-20-23380961
 <http://www.ruide.xyz>
 support@ruideinstrument.com

 RUIDEinstrument
 RUIDEPositioning